



REPORT ON CRIME 1982

Report for the year ended 31 December, 1982.
Commissioner, Garda Síochána, to the Minister for Justice.

GARDA SIOCHANA,
HEADQUARTERS,
DUBLIN, 8.

JULY 1983

Dublin
Published by the Stationery Office

To be purchased from the
Government Publications Sale Office,
G.P.O. Arcade, Dublin

or through any bookseller.

(Pl. No. 1368).....Price 1.35p

Produced & Printed at Garda H.Qrs. D.8.

REPORT ON CRIME 1982

Report for the year ended 31 December, 1982.
Commissioner, Garda Síochána, to the Minister for Justice.

GARDA SÍOCHANA,
HEADQUARTERS,
DUBLIN, 8.

JULY 1983

Contents

	Page
Foreword	1
INDICTABLE OFFENCES	
Recorded and Detected 1973 - 1982	3
Recorded and Detected 1981 - 1982	3
Crime Rate per Garda Division	4
Map - Indictable Offences per 1,000 population	5
Recorded and detected by Garda Divisions	9
Known to the Gardai 1982	10-16
Value of property stolen and recovered	17
OFFENCES AGAINST THE PERSON	
Recorded and Detected 1978 - 1982	6
Murder and Manslaughter	6
Analyses of Murders	18
Traffic Fatalities	6
OFFENCES AGAINST PROPERTY WITH VIOLENCE	
Recorded and Detected 1978 - 1982	6
Robbery, Arson and Malicious Damage	6-7
Burglary	7
Analyses of Armed Robberies	19
Analyses of Aggravated Burglaries involving use of Firearms	20
OFFENCES AGAINST PROPERTY WITHOUT VIOLENCE (LARCENIES ETC.)	
Larcenies	7
Recorded and Detected 1978 - 1982	7
OTHER INDICTABLE OFFENCES	
Recorded and Detected 1978 - 1982	7
Age Groups - Convicted Persons	8
NON INDICTABLE OFFENCES	
Proceedings and Persons	22 - 25
Non-Indictable Offences by Division	26
Principal Non-Indictable Offences	26
Arms, Ammunition and Explosives Seized	21
Scenes of Crime Examination	21
Forensic Science	21
Missing Persons	21
Dog Handlers	21
Crime Prevention	27
Juvenile Liaison Scheme	28-29
Community Relations	29
Drugs	29-32
Sub Aqua	33
'999' Emergency Service	33
Stolen Motor Vehicle Investigation Unit	33
Road Traffic	33
Public Relations and Press Office	33
Traffic Offences - Drink and Driving	34-35
'Fines on the Spot' notices - issued in 1982	35
'Fines on the Spot' notices - Parking Violations	36
APPENDICES	
Appendix A - Indictable Offences Recorded and Detected 1973-1982	37
Appendix B - Non-Indictable Offences - Proceedings and Persons Convicted, 1979-1982	37

The Minister for Justice

Sir,

The following is the annual report on crime which came to the notice of the Garda Síochána during the year ending on the 31st December 1982.

The indictable offences recorded for the year amounted to 97,626 showing an increase of 8,226 or 9.2% compared with the figures for the previous year. The largest increase was in Group II, i.e. offences against property with violence. In that group 7,544 extra offences were recorded which include 6,841 burglaries.

The overall crimes in Group III which includes all types of larcenies tended to stabilize. Within this group there was however an increase of 2,364 crimes (or 13%) in larcenies from motor vehicles.

Firearms were used in 158 cases of robbery and in 232 cases of aggravated burglary showing an increase of 3 armed crimes over the combined figures of 387 for the previous year. Included in these crimes for 1982 were 7 armed bank raids and 14 aggravated burglaries at bank premises in which firearms were used. Comparative figures for 1981 were 7 armed bank raids and 5 aggravated burglaries at bank premises in which firearms were used.

There was a slight increase in the number of indictable proceedings commenced in the District Courts. Proceedings were commenced in 30,428 cases in 1982 and 30,184 cases in 1981. The number of persons under 17 years of age who were dealt with for minor crimes, without being brought before the District Court, was 2,309 compared to 2,215 in 1981. 33.1% of the total number of persons apprehended for indictable offences were under 17 years of age. The corresponding figures for 1981 was 34.2%.

There were 24 murders, including the murder of one member of the Force in the course of his duty, during the year, 18 of which have been detected. A similar number of murders took place in 1981 and all were detected.

There were 469 fatal road traffic accidents during the year resulting in the deaths of 515 people. These figures show a decrease of 59 in the number of fatal accidents and a decrease of 57 in the number of persons killed compared with the previous year.

During the year 1,593 persons were found in illegal possession of drugs, and there were 1,873 seizures compared with 1,256 persons found in illegal possession and 1,204 seizures in the previous year, an increase of 26.83% and 55.56% respectively. The most disturbing factor in this area is the increase in the amount of Heroin being seized, which increased from 170.134 grammes in 1981 to 1264.35 grammes in 1982. The largest single seizure made was 367.84 grammes in Dublin.

The advanced training programmes on ways and means of combating drug abuse, which commenced in 1981, continued throughout the year giving more and more members of the Force added competency in the investigation of the more serious drug cases.

The extent of the continuing involvement of young people in criminal activity is particularly disturbing. Approximately one third of all persons apprehended for criminal offences are under 17 years of age. The problem needs to be tackled with vigour and determination.

Neither the Garda Síochána, nor the vast majority of the public are prepared to accept a growth of criminal activity as inevitable. The enforcement of law is vital to civilised society and the preventative approach to the commission of crime is equally important.


The effective use of Garda resources is continually evolving. A new rostering system is operating effectively in the Dublin Metropolitan Area, Cork, Limerick, Waterford and Galway since August, 1982. A system of rural policing being experimented within two districts is showing promising results. It is anticipated that this system will be extended to a number of other districts during the coming year.

The Task Force set up to tackle the position of serious crime, particularly in the Dublin area, has had a number of major successes against the more habitual criminal elements.

The Garda Síochána, being only one of the agencies within the criminal justice system, cannot be expected to solve the problems of criminality alone. However, it is the duty of the Force to redouble its efforts towards fostering good relations with the various groups in society as well as with the public generally so as to win their support and cooperation in the task of keeping the peace which is so vital to good order in our society. Continuing efforts through the use of the Press Office and the Community Relations Officers are being made towards this goal. During the coming year the Headquarters Staff directing this work will be expanded. I am pleased to record my appreciation of the support and cooperation received both from members of the public and the media during the year.

While the increase in crime in 1982 was not as great as in the previous year it is regrettable to have to report such continuing high levels of criminal activity. The fact that the number of larcenies and armed raids has stabilized does however give some indication of hope for the future.

Yours respectfully,

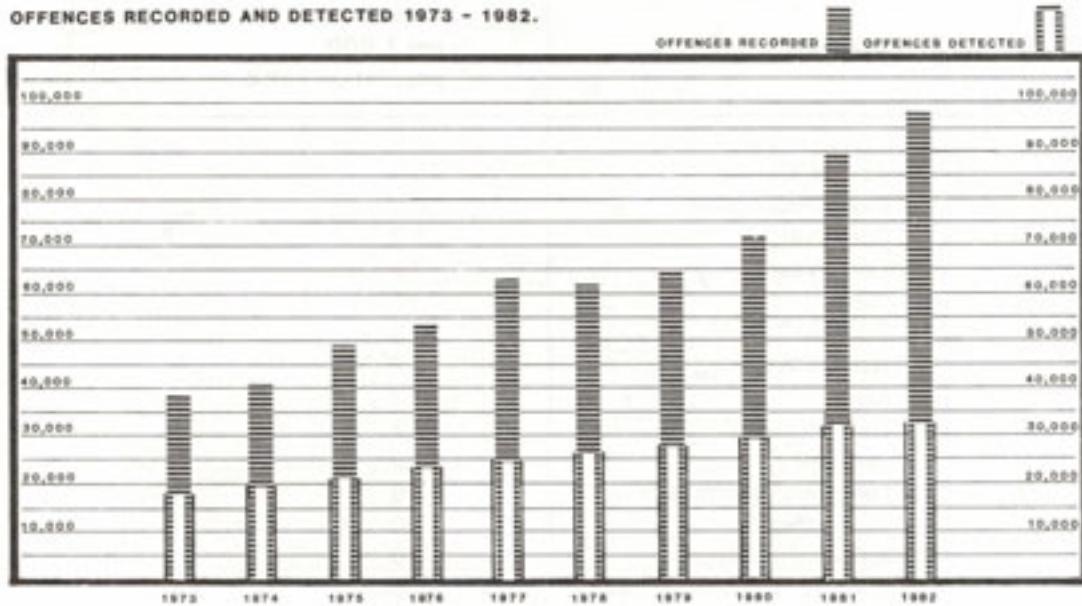


COMMISSIONER

INDICTABLE OFFENCES

Indictable offences which came to the notice of the Garda Síochána during the year ended 31st. December, 1982 numbered 97,626 as compared with 89,400 in the year ended 31st. December, 1981, an increase of 9.2%.

OFFENCES RECORDED AND DETECTED 1973 - 1982



See Appendix "A"

The figures for indictable offences are broken down in the following table:-

	Offences Recorded		Change	Offences Detected	
	1982	1981		1982	1981
Offences against the Person	2,275	2,478	-203 (8.2%)	1,936 (85.1%)	2,174 (87.7%)
Offences against property with violence	36,460	28,916	+7,544 (26.1%)	12,006 (32.9%)	11,181 (38.7%)
Larcenies, etc.	58,410	57,642	+768 (1.3%)	18,470 (31.6%)	19,089 (33.1%)
Other Indictable Offences	481	364	+117 (32.1%)	376 (78.2%)	310 (85.2%)
TOTALS	97,626	89,400	+ 8,226 (9.2%)	32,788 (33.6%)	32,754 (36.6%)

In the Dublin Metropolitan Area (DMA) 57,752 indictable offences were recorded, an increase of 4,907 (9.3%) on the figure for 1981. Of the total crimes recorded in the State 59.2% occurred in the DMA.

The DMA has an estimated population of 1,017,897 based on the 1981 census of population, or 29.6% of the total population of the State.

CRIME RATE

For each rural division and the Dublin Metropolitan Area per 1000 population, based on the 1981 census figures.

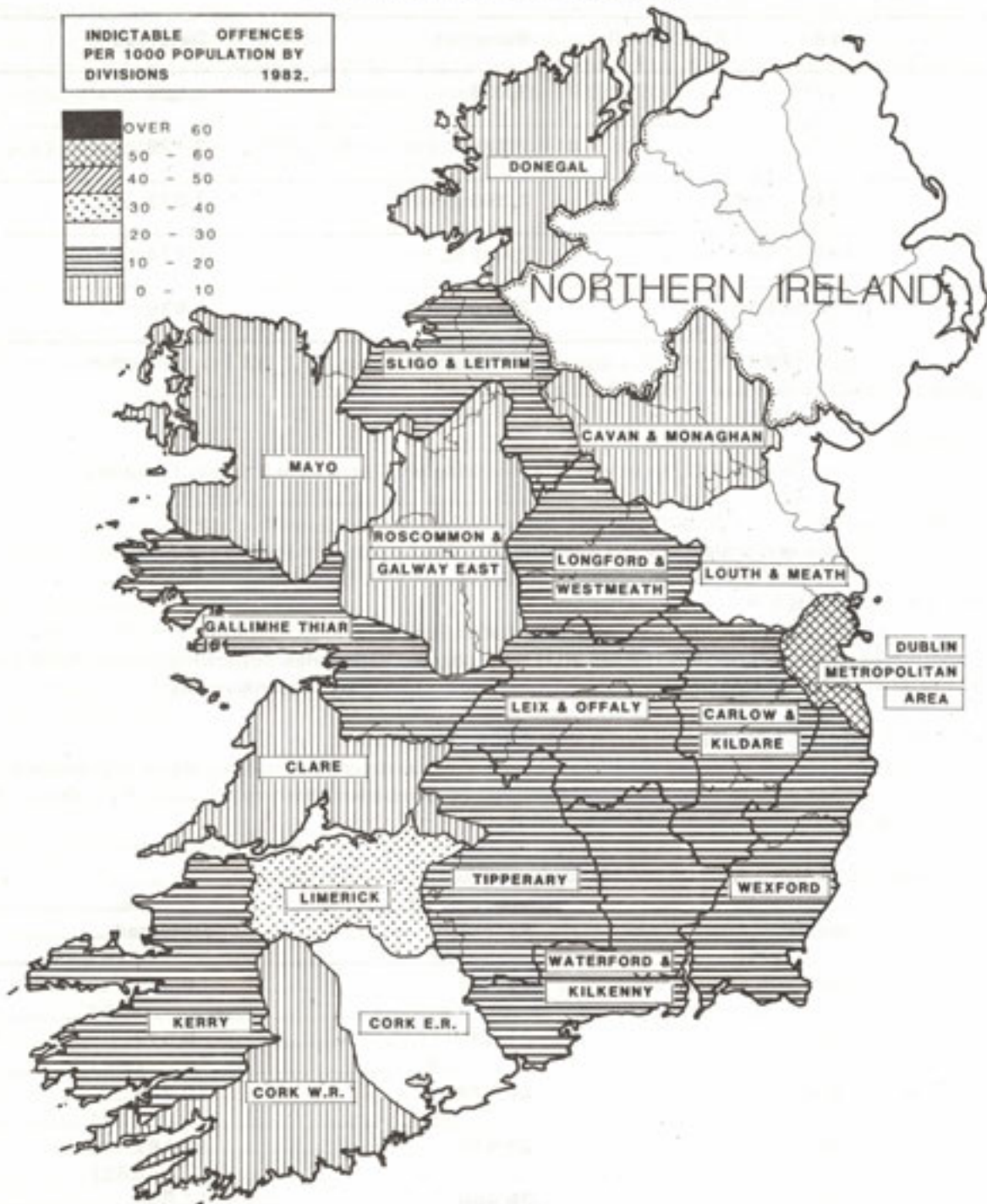
Division	Crimes per 1,000 population 1982
Carlow/Kildare	15.1
Cavan/Monaghan	6.8
Cork East	29.7
Cork West	7.7
Clare	9.0
Donegal	10.0
Galway West	16.3
Kerry	12.7
Leix/Offaly	12.2
Limerick	32.9
Longford/Westmeath	17.9
Louth/Meath	22.0
Mayo	6.0
Roscommon/Galway East	6.4
Sligo/Leitrim	13.6
Tipperary	15.6
Waterford/Kilkenny	12.1
Wexford	18.4
Sub-Total	16.5
DMA:	56.7
Northern	
North Central	
South Central	
Southern	
Eastern	
Grand Total	28.4

DETECTION OF CRIME

The overall detection rate in 1982 was 33.6% (36.6% in 1981). The detection rate varies from 85.1% in respect of Offences Against the Person to 31.6% in the less serious forms of larceny.

The total number of indictable offences detected was 32,788. Proceedings were taken in 30,428 cases, and the remaining 2,360 cases (col. 17 of indictable offences table) include cases dealt with under the Juvenile Liaison Scheme.

AN GARDA SIOCHANA



Indictable offences per 1000 population by Divisions 1982

OFFENCES AGAINST THE PERSON (GROUP I)

Murder, manslaughter, dangerous driving causing death, traffic fatalities, possession of firearms with intent to endanger life, assault and related offences comprise this group.

In 1982 a total of 2,275 offences were recorded in this group, a decrease of 203 on 1981. The detection rate was 85.1% (87.7% in 1981).

OFFENCES RECORDED AND DETECTED IN THIS GROUP 1978 - 1982

Year	Recorded	Detected
1978	2,266	2,028
1979	2,326	2,126
1980	2,353	2,073
1981	2,478	2,174
1982	2,275	1,936

The overall figure of 2,275 offences against the person includes 772 (33.9%) committed in the DMA where the detection rate was 71.6% (82.3% in 1981).

MURDER

There were 24 murders in 1982, six of which remain unsolved. There were 8 cases of attempted murder.

MANSLAUGHTER

There were 4 cases of manslaughter in 1982, one of which arose out of a traffic accident.

TRAFFIC FATALITIES

There were 515 deaths arising from 469 fatal traffic accidents, a decrease of 57 deaths on the 1981 figure of 572. Seven (7) persons (12 in 1981) were charged with dangerous driving causing death and 3 persons (2 in 1981) were charged with dangerous driving causing serious bodily injury.

OFFENCES AGAINST PROPERTY WITH VIOLENCE (GROUP II)

Offences of burglary, aggravated burglary, robbery, arson and serious malicious damage to property are included in this group. A total of 36,460 offences were recorded in 1982, an increase of 26.1% on 1981 and the detection rate was 32.9% (38.7% in 1981).

OFFENCES RECORDED AND DETECTED IN THIS GROUP, 1978 - 1982

Year	Recorded	Detected
1978	21,119	9,308
1979	21,535	9,577
1980	24,878	10,246
1981	28,916	11,181
1982	36,460	12,006

Of the total number of offences in this Group 19,928 (54.7%) were committed in the DMA and the detection rate was 33.3% (40.4% in 1981).

ROBBERY AND AGGRAVATED BURGLARY

There were 1,883 robberies and 479 aggravated burglaries in 1982 showing an increase of 541 and 208 respectively on the figures recorded for 1981. Firearms were used in 158 cases of robbery, and in 232 cases of aggravated burglary, a decrease of 148 and an increase of 151 respectively on the previous year. These figures show an overall increase of 3 armed crimes compared to the previous year.

ARSON AND MALICIOUS DAMAGE

There were 1,862 cases of malicious damage of which 172 cases were arson; 918 (49.3%) were detected. In 1981 the total figure for arson was 234, showing a decrease for 1982 of 26.5%.

BURGLARY

Offences of burglary numbered 32,141 of which 10,403 (32.4%) were detected. In 1981, a total of 25,300 offences of this nature were recorded showing an increase of 27% for 1982.

LARCENIES ETC. (GROUP III)

Larcenies, forgeries and frauds of various kinds comprise this group. In 1982, 58,410 such offences were recorded and this shows an increase of 768 (1.3%) on the figure for 1981. A total of 18,470 (31.6%) of these offences were detected. In 1981 detections amounted to 19,089 (33.1%).

OFFENCES RECORDED AND DETECTED IN THIS GROUP 1978 - 1982.

Year	Recorded	Detected
1978	38,397	13,771
1979	39,980	14,482
1980	45,298	16,482
1981	57,642	19,089
1982	58,410	18,470

The overall figure of 58,410 offences recorded in this group includes 36,790 (63%) committed in the DMA where detections totalled 9,041 (24.6%). In 1981, detections in the DMA totalled 9,786 (26.1%). The number of larcenies from unattended vehicles at 20,523 shows an increase of 2,364 (13.0%) on the figure for the previous year.

OTHER INDICTABLE OFFENCES (GROUP IV)

This is a miscellaneous crime group in which 481 offences were recorded. A total of 376 (78.2%) of these offences were detected.

When compared with 1981 the overall figure shows an increase of 117 (32.1%). Of the total number of offences recorded, 262 (54.5%) were committed in the DMA and 210 (80.2%) of these were detected.

OFFENCES RECORDED AND DETECTED IN THIS GROUP, 1978 - 1982.

Year	Recorded	Detected
1978	218	180
1979	216	185
1980	253	216
1981	364	310
1982	481	376

CASES PENDING

There were 18,782 cases of indictable offences pending in the District Court and 327 cases were awaiting trial on 31st. December, 1982, as compared with 17,587 cases pending in the District Court and 381 cases awaiting trial on 31st. December, 1981.

AGE GROUPS - CONVICTED PERSONS, 1982

A

Age groups of persons convicted, or against whom the charge was held proved and order made without conviction, in respect of crimes which were pending on 1st. January, 1982.

Under 14 years.	14 and under 17 years	17 and under 21 years	21 years and over	Total
165	1,098	2,195	3,423	6,881

B

Age groups of persons convicted, or against whom the charge was held proved and order made without conviction, in respect of crimes which were committed during 1982.

Under 14 years.	14 and under 17 years	17 and under 21 years	21 years and over	Total
151	1,145	2,605	4,686	8,587

TOTAL (A) and (B)

Under 14 years.	14 and under 17 years	17 and under 21 years	21 years and over	Total
316	2,243	4,800	8,109	15,468

Age groups of persons convicted, or against whom the charge was held proved and order made without conviction in years 1978 - 1982

Year	Under 14 years	14 and under 17 years	17 and under 21	21 years and over	Total
1978	912	2,883	4,198	6,893	14,886
1979	684	2,789	3,945	6,338	13,756
1980	796	2,198	3,738	6,483	13,215
1981	1,133	3,465	5,960	9,511	20,069
1982	316	2,243	4,800	8,109	15,468

Total number of persons and juveniles (under 17 years of age) convicted or against whom charge was held proved and order made without conviction in years 1978 - 1982.

Year	Total number of persons of all ages convicted	Juveniles (under 17 years) convicted.
1978	14,886	3,795 (25.5%)
1979	13,756	3,473 (25.2%)
1980	13,215	2,994 (22.7%)
1981	20,069	4,598 (22.9%)
1982	15,468	2,559 (16.5%)

INDICTABLE OFFENCES RECORDED AND DETECTED BY GARDA DIVISIONS AND FIVE PRINCIPAL CITY AREAS—YEAR ENDED 31st DECEMBER 1982.

DIVISION	GROUP I Offences Against the person		GROUP II Offences Against Property with Violence		GROUP III Larcenies etc..		GROUP IV Other Indictable Offences		Total Indictable Offences	% variation on 1981 figures	No. of detections for 1982
	Rec.	Det.	Rec.	Det.	Rec.	Det.	Rec.	Det.			
Carlow/Kildare	104	99	961	354	1226	635	4	3	2295	+ 7.3	1091 (47.5%)
Cavan/Monaghan	39	37	317	148	360	218	2	2	718	- 10.4	405 (56.4%)
Cork East	436	394	3420	1089	4584	2042	19	19	8469	+ 14.0	3544 (41.9%)
Cork West	42	41	422	155	425	164	19	14	908	+ 2.4	374 (41.2%)
Clare	22	22	297	99	462	247	9	9	790	- 8.4	377 (47.7%)
Donegal	85	79	464	206	695	328	5	5	1250	+ 6.8	618 (49.4%)
DMA - Northern	144	109	3508	1389	5718	1658	9	8	9379	+ 16.9	3164 (33.7%)
North Central	295	214	4052	1452	10901	2728	209	166	15457	+ 7.8	4560 (29.5%)
South Central	129	88	3634	1370	10428	2253	25	21	14216	+ 5.0	3732 (26.3%)
Southern	166	118	5592	1601	6467	1448	12	10	12237	+ 22.2	3177 (26.0%)
Eastern	38	24	3142	831	3276	954	7	5	6463	- 6.7	1814 (28.1%)
Galway West	56	48	766	217	1057	398	7	6	1886	+ 15.1	669 (35.5%)
Kerry	44	41	519	206	988	405	7	7	1558	+ 7.8	659 (42.3%)
Leix/Offaly	37	36	536	194	756	385	4	4	1333	+ 14.3	619 (46.4%)
Limerick	101	95	2124	609	3059	1101	40	13	5324	+ 32.9	1818 (34.1%)
Longford/Westmeath	49	46	549	219	1041	554	20	19	1859	+ 15.5	838 (50.5%)
Louth/Meath	191	170	2243	488	2189	731	20	7	4643	+ 8.8	1396 (30.1%)
Mayo	34	30	219	123	439	315	1	1	693	+ 8.8	469 (67.7%)
Roscommon/Galway East	29	28	272	98	402	158	-	-	703	- 14.8	284 (40.4%)
Sligo/Leitrim	47	44	457	246	627	378	2	2	1133	- 10.1	670 (59.1%)
Tipperary	64	57	945	291	1101	507	3	3	2114	- 6.4	858 (40.6%)
Waterford/Kilkenny	54	51	901	290	967	453	8	8	1930	- 14.1	802 (41.6%)
Wexford	69	65	1119	331	1241	410	49	44	2478	- 6.2	850 (34.3%)
TOTALS	2,275	1,936	36,460	12,006	58,410	18,470	481	376	97,628	+ 9.2	32,788 (33.6%)
CITY AREAS											
Dublin Metropolitan Area	772	553	19928	6543	36790	9041	262	210	57752	+ 9.3	16447 (28.5%)
Cork	307	272	2541	771	3447	1447	6	6	6301	+ 18.9	2496 (39.6%)
Limerick	55	50	1737	495	2688	934	40	13	4520	+ 33.5	1492 (33.0%)
Galway	32	24	574	145	805	313	5	5	1416	+ 19.5	487 (34.4%)
Waterford	12	10	399	128	383	232	-	-	794	+ 11.0	370 (46.6%)

INDICTABLE OFFENCES WHICH BECAME KNOWN TO THE GARDAI DURING THE YEAR ENDED 31st DECEMBER, 1982

(1) NATURE OF OFFENCES	(2) No. of Offences reported or known	(3) No. of Offences in which Criminal Proceedings were Commenced	RESULT OF PROCEEDINGS IN CASES												(16) Still Pending in District Court	(17) Crime for which the perpetrators were detected but for which no proceedings are shown.	Number (by Sex and Age Groups) of Persons convicted or against whom the Charge was held proved and Order made without Conviction.									
			(4) Informations refused	Dealt with on Indictment and					(10) Committed for Trial and still awaiting Trial	Dealt with Summarily and							(18) Under 14 Years		(19) 14 and under 17 years		(20) 17 and under 21 years		(21) 21 years and over		(22) Total	
				(5) Convicted	(6) Acquitted	(7) Found Insane & incapable of Pleading	(8) Nolle Prosequi entered	(9) Adjourned Sine Die or otherwise disposed of		(11) Convicted	(12) Dismissed	(13) Charge proved & order made without Conviction	(14) Charge Withdrawn	(15) Adjourned Sine Die or otherwise disposed of			M	F	M	F	M	F	M	F		
GROUP I Offences Against The Person																										
29. Abduction	3	3								1					2					1		1				
30. Bigamy																										
31. Kidnapping	3																									
32. Possession of Firearms with intent to endanger life	23	22		4						3	1				14					8		8				
33. Possession of Firearms while taking vehicle without authority	11	3													3											
34. Use of Firearms to resist arrest or aid escape	3	1							1																	
35. Possession of Firearms or ammunition in suspicious circumstances	31	28		1					2					2	23	1				2		2				
36. Carrying Firearms with Criminal Intent	8	5		2											3			3				3				
TOTAL GROUP I	2275	1858	1	63	4		2	1	34	585	109	21	29	24	985	78			15	136	12	415	32	610		

INDICTABLE OFFENCES WHICH BECAME KNOWN TO THE GARDAI DURING THE YEAR ENDED 31st DECEMBER, 1982

(1) NATURE OF OFFENCES	(2) No. of Offences reported or known	(3) No. of Offences in which Criminal Proceedings were Commenced	RESULT OF PROCEEDINGS IN CASES												(16) Still Pending in District Court	(17) Crime for which the perpetrators were detected but for which no proceedings are shown.	Number (by Sex and Age Groups) of Persons convicted or against whom the Charge was held proved and Order made without Conviction.									
			(4) Informations refused	(5) Dealt with on Indictment and						(10) Committed for Trial and still awaiting Trial	(11) Dealt with Summarily and						(18) Under 14 Years		(19) 14 and under 17 years		(20) 17 and under 21 years		(21) 21 years and over		(22) Total	
				(5) Convicted	(6) Acquitted	(7) Found Insane & incapable of Pleading	(8) Nolle Prosequi entered	(9) Adjourned Sine Die or otherwise disposed of	(11) Convicted		(12) Dismissed	(13) Charge proved & order made without Conviction	(14) Charge Withdrawn	(15) Adjourned Sine Die or otherwise disposed of			M	F	M	F	M	F	M	F		
GROUP II Offences against property w.v.																										
37. Burglary	32141	9752	13	240	4	1	6	3	86	2888	87	106	25	83	6210	651	87	1	565	15	843	28	993	21	2553	
38. Aggravated Burglary	479	135	1	7			1		7	15			1	1	102	1				10		7		17		
39. Robbery	1725	445		12				1	9	79	5	1		2	336	7	1		5		33	7	34	5	85	
40. Robbery with Arms	158	32		7					5	2			1		17					6	2	8		16		
41. Assaulting d/h (by firing shots into them or by use of explosives)	6	3													3											
42. Threatening to publish or publishing w.l. to extort																										
43. Arson	172	80		4	1				6	6		1	3		69	7	1		1	2	3		5	1	13	
44. Killing and Maiming Cattle	8	2		1									1							1				1		
45. Malicious damage to Schools	94	42								8	1			1	32	14			1				2		3	
46. Other malicious injury to property	1596	676		19	4			1	5	220	22	7	8	6	384	99	4		31	2	97	2	122	4	262	
47. Causing an explosion likely to endanger life or damage property	5	2							1						1	1										
48. Attempting to cause an explosion																										
49. Possession of explosive substance	6	5		2					1	1					1								4	4		
50. Making of Explosives	1																									

VALUE OF PROPERTY STOLEN AND RECOVERED IN 1982

Table showing:- (1) Offences against property with violence (lines 37 to 40, inclusive of the table of indictable offences for 1982).
 (2) Larcenies etc. offences against property without violence (lines 55 to 59, inclusive, of table of indictable offences for 1982).

	Less than £10	£10 and less than £50	£50 and less than £100	£100 and less than £200	£200 and less than £300	£300 and less than £400	£400 and less than £500	£500 and less than £1,000	£1,000 and less than £5,000	£5,000 and over	Total No. of crimes	Total value of property stolen	Total value of property recovered	Total No. of cases in which no property was stolen
(1) No. of offences against property with violence	1,853	5,594	3,997	4,553	2,754	1,711	1,367	3,866	3,299	428	29,422	£ 18,506,163	£ 1,072,358	5,077
(2) No. of larcenies etc.	4,240	15,034	11,126	9,487	4,064	1,750	1,165	2,325	1,468	161	50,820	£ 10,571,125	£ 1,017,351	516

TOTAL VALUE OF PROPERTY STOLEN

1982 £29,077,288
 1981 £20,032,678

TOTAL VALUE OF PROPERTY RECOVERED

£2,089,709 (7.2%)
 £1,897,354 (9.5%)

AGE ANALYSIS OF MURDERED PERSONS — 1982

Age in years	0-9	10-14	15-16	17-20	21-29	30-64	65-74	75-99
No of persons			1	2	8	8	4	1

MURDERS RECORDED AND DETECTED IN 1982 BY DIVISIONS

DIVISION	Recorded	Detected
Carlow/Kildare	—	—
Cavan/Monaghan	1	1
Cork East	2	2
Cork West	—	—
Clare	—	—
Donegal	—	—
DMA - Northern	3	2
North Central	4	3
South Central	—	—
Southern	3	1
Eastern	2	—
Galway West	2	2
Kerry	—	—
Leix/Offaly	1	1
Limerick	4	4
Longford/Westmeath	—	—
Louth/Meath	—	—
Mayo	1	1
Roscommon/Galway East	—	—
Sligo/Leitrim	1	1
Tipperary	—	—
Waterford/Kilkenny	—	—
Wexford	—	—
TOTALS	24	18

ANALYSES OF ARMED ROBBERIES - LINE 40 TABLE OF INDICTABLE OFFENCES - 1982

	House/ Flat	Bank	P.O.	Betting Office	Licensed Premises	Chemist Shop	Shop/ Stall	Garage	Factory/ Store	Hospital	Office	Dance Hall	Public Bldg.	Street/ Road	Hotel	Petrol Stn.	Car Park	Other	TOTAL
Carlow/Kildare					1						1							1	3
Cavan/Monaghan																		1	1
Cork East																			
Cork West			1																1
Clare																			
Donegal																		1	1
DMA - Northern			7	1			4	1	1					4	1	3		10	32
North Central		2	2	4	1	1	5				2	1		3		2		10	33
South Central		1	1	3	3	1	2		1		5			4				6	27
Southern			3			1	3	1	2		1			1			2	6	20
Eastern							1							1				4	6
Galway West																			
Kerry																		1	1
Leix/Offaly																		1	1
Limerick		1	1											1				2	5
Longford/Westmeath																			
Louth/Meath		1	2					1							1	2		13	20
Mayo																			
Roscommon/Galway East																			
Sligo/Leitrim		1																	1
Tipperary																			
Waterford/Kilkenny		1					1	1	1							2			6
Wexford																			
TOTALS		7	17	8	5	3	16	4	5		9	1		14	2	9	2	56	158

ANALYSES OF ARMED ROBBERIES in 1982 showing value of property stolen by type of premises

Up to £99.99			2	2		1	4	2	1		1	1		4		3		4	25
£100 to £499.99				2	1	2	2	1						3		4		13	28
£500 to £999.99			1	4	2		2										1	4	14
£1000 to £4999.99		2	9		2		3	1			3			4	2	1	1	12	40
£5000 +		4	4				2		4		4			1				19	38
Nothing taken.		1	1				3				1			2		1		4	13
TOTALS		7	17	8	5	3	16	4	5		9	1		14	2	9	2	56	158

ANALYSES OF AGGRAVATED BURGLARIES WHERE FIREARMS WERE USED — LINE 38 TABLE OF INDICTABLE OFFENCES — 1982

	House/ Flat	Bank	P.O.	Betting Office	Licensed Premises	Chemist Shop	Shop/ Stall	Garage	Factory/ Store	Hospital	Office	Dance Hall	Public Bldg.	Street/ Road	Hotel	Petrol Stn.	Railway Stn.	Other	TOTAL
Carlow/Kildare	4		2				1				1								8
Cavan/Monaghan	1	2	2				1												6
Clare																			
Cork East			2	1	1		3		1							2			10
Cork West																			
Donegal	1	3	1										1						6
DMA - Northern	8		9	1	4	1	2	1			2					1		2	31
North Central	3	1	4	1	4		7	1			1		1		1			7	32
South Central	3		7	4	4		9		3		2					1		2	35
Southern	10		6	1	2	1	9	1		1	1					1			33
Eastern	14		3		3			1								1			22
Galway West																1			1
Kerry									1		1								2
Leix/Offaly					1														1
Limerick	2	1							1							1			5
Longford/Westmeath							1												1
Louth/Meath	8	5	3		3		5		1		1					1	1	3	31
Mayo	1																		1
Roscommon/Galway East																			
Sligo/Leitrim																			
Tipperary	1	1		1							1								4
Waterford/Kilkenny	1																		1
Wexford	1	1																	2
TOTALS	58	14	39	9	22	2	38	4	7	1	10		2		1	10	1	14	232
CASH ANALYSIS OF AGGRAVATED BURGLARIES where Firearms were used in 1982 showing value of property stolen by type of premises.																			
Up to £99.99	6			2		1	11									5		1	26
£100 to £499.99	5		4	4	4		16	2	1	1	3					2		6	48
£500 to £999.99	7		4	1	2		1		2		2							1	20
£1000 to £4999.99	11	4	16	2	10		2	1	1		1				1		1		50
£5000 +	17	8	12		1		4	1	2		2		1					3	51
Nothing taken.	12	2	3		5	1	4		1		2		1			3		3	37
TOTALS	58	14	39	9	22	2	38	4	7	1	10		2		1	10	1	14	232

ARMS, AMMUNITION, EXPLOSIVES SEIZED BY THE GARDAÍ DURING THE YEAR 1982

During the year, 1982, the following quantities of arms, ammunition, explosives, etc., illegally held, were seized by the Gardaí from various sources.

238	Firearms (including rifles, shotguns, machineguns, pistols, revolvers, etc).
47,641	Rounds of ammunition (assorted).
1,164	Shotgun cartridges.
47	Magazines.
6	Sticks of gelegnite.
88	Detonators.
2,409	Lbs. of explosive mixture.
1	Rocket.
4	Rocket shells
27	Bombs.
11	Hand grenades.
34	Timing devices.

In addition to the above, large quantities of cordtex, detonating fuse wire and electric wire were seized. A large amount of component parts of firearms were seized together with assorted bomb making material and explosive items, including timing devices and items of radio equipment.

SCENES OF CRIME EXAMINATION

During the year the scenes of crime examiners from the fingerprint section of the Technical Bureau and those attached to country divisions attended the scenes of 23,059 crimes, compared with 18,570 during the previous year. A total of 1,238 fingerprint identifications of suspects were made in 1982 compared with 1,296 in 1981. 1,513 scenes of crimes were visited by experts from the ballistics section at Headquarters during the year compared with 1,741 scenes visited in 1981.

FORENSIC SCIENCE

During the year 3,408 cases were referred to the Forensic Science Laboratory and of these 144 involved the use of firearms and explosives. This figure compares with 2,499 exhibits in 1981.

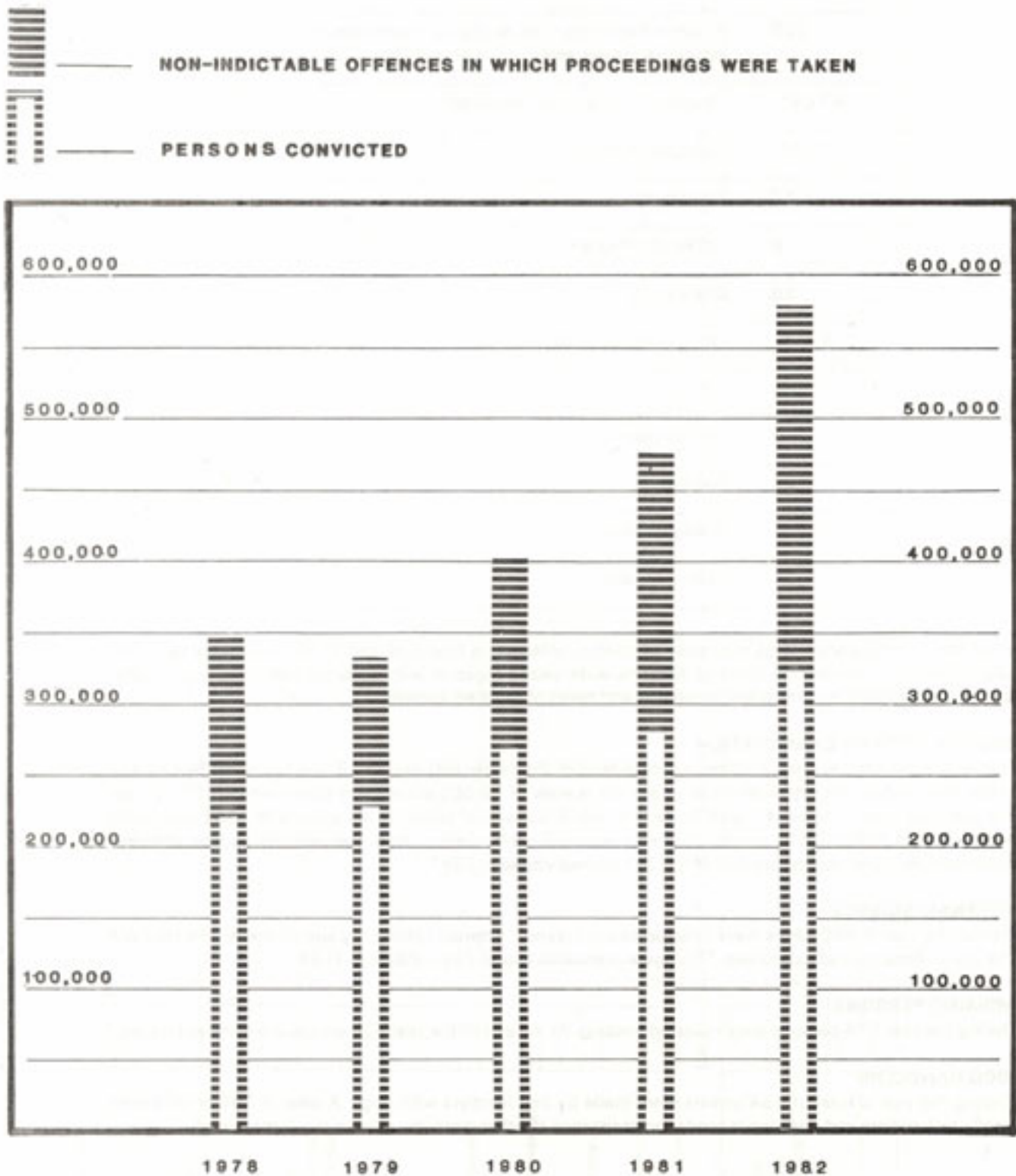
MISSING PERSONS

During the year 974 persons were reported missing. At the end of the year 57 persons were still not traced.

DOG HANDLERS

During the year a total of 154 arrests were made by dog handlers with dogs. A total of 300 arrests were made by handlers and dogs while rendering assistance to other members, during the same period.

NON INDICTABLE OFFENCES



See Appendix B.

Non-Indictable Offences—Proceedings and persons convicted in Year 1982

OFFENCES	No. of Offences in which proceedings were taken	Charges withdrawn or dismissed	Number of convictions	Charges proved and order made without conviction	Adjourned sine die or otherwise disposed of	No. of persons convicted or against whom charge was held proved or order made without conviction
(1)	(2)	(3)	(4)	(5)	(6)	(7)
1. (a) Assaults.....	5759	1034	3772	409	544	4026
(b) Assaults—Gardai on duty.....	1029	102	757	44	126	785
2. (c) Cruelty to Animals.....	72	16	55	1	—	52
3. (a) Dogs, Offences in relations to Licensing of (Finance Act, 1925).....	771	80	601	60	30	595
(b) Dogs Order, 1966 (wearing of dog collars, etc.)	72	10	48	10	4	49
(c) Dogs, Protection of Livestock Act, 1960 (dogs worrying livestock)	96	31	49	6	10	53
4. School Attendance Act, 1926, Offences against.....	124	6	91	5	22	93
5. Traffic Acts, Offences against:						
(a) Lighting Regulations—Pedal Cycles (i) No front lamp.....	768	68	626	54	20	659
Lighting Regulations—Pedal Cycles (ii) No rear lamp.....	670	63	527	62	18	524
Lighting Regulations—Pedal Cycles (iii) No reflector	366	39	284	37	6	278
(b) Lighting Regulations—M.P.V.....	27708	2495	21249	2493	1471	18564
(c) Lighting Regulations—Animal drawn vehicles.....	29	7	15	7	—	17
(d) Licences—Driving.....	54881	10509	34130	5861	4381	32393
(e) Obstruction.....	2452	320	1941	103	88	1939
(f) Dangerous Parking.....	625	90	486	24	25	492
(g) Road Traffic General Bye-Laws, 1964	4561	580	3301	341	339	3276
(h) Local Bye Laws.....	175331	105032	65312	3885	1102	66483
(i) Dangerous and Careless Driving	12129	1971	8767	535	856	8910
(j) Compulsory Insurance.....	62264	13926	38209	5383	4746	37428
(k) Drink and Driving						
(i) Driving or attempting to drive M.P.V. while drunk	1142	490	564	—	88	564
(ii) Being in charge of M.P.V. while drunk	119	51	62	—	6	62
(iii) Driving or attempting to drive M.P.V., blood/urine/alcohol concentration above prescribed limit.....	6672	447	5409	—	816	5408
(iv) Being in charge of M.P.V., blood/urine/alcohol concentration above prescribed limit.....	269	33	218	—	18	218
(v) Refusing to provide preliminary specimen of breath.....	369	34	306	—	29	299
(vi) Refusing to provide or permit taking of blood/urine specimen at Garda stations.....	642	64	516	—	62	506

Non-Indictable Offences—Proceedings and persons convicted in Year 1982

OFFENCES	No. of Offences in which proceedings were taken	Charges withdrawn or dismissed	Number of convictions	Charges proved and order made without conviction	Adjourned sine die or otherwise disposed of	No. of persons convicted or against whom charge was held proved or order made without conviction
(1)	(2)	(3)	(4)	(5)	(6)	(7)
(l) Driving or attempting to drive or being in charge of animal-drawn vehicle while drunk	—	—	—	—	—	—
(m) Driving or attempting to drive pedal cycle while drunk	11	—	11	—	—	11
(n) Exceeding speed limit—Built up area	13103	665	11485	645	308	11535
Exceeding speed limit—Special	2919	161	2528	139	91	2568
Exceeding speed limit—Ordinary	1297	59	1135	44	59	1122
Exceeding speed limit—General	4014	191	3585	140	98	3643
(o) Driving dangerously, defective M.P.V.	318	43	240	13	22	244
(p) Other offences	19677	3600	13015	2236	826	12494
(q) Construction Equipment and Use of Vehicles Regulations, 1963						
Construction Equipment—Defective tyres	9127	904	7196	616	411	6087
Construction Equipment—Defective steering	211	12	177	7	15	164
Construction Equipment—Defective brakes	1751	117	1419	141	74	1408
Construction Equipment—Other Offences	16986	1972	12818	1358	838	11570
6. (a) Taking M.P.V. without authority	2566	293	1913	128	232	1987
(b) Unauthorised interference with mechanism of M.P.V.	1829	220	1293	136	180	1412
(c) Taking possession of pedal cycle without consent	76	4	46	7	19	51
7. Road Transport Acts	1503	316	954	167	66	855
8. Roads Act and Finance Acts—Excise Licence	97477	25556	57887	8232	5802	52948
9. Intoxicating Liquor Laws, Offences against:						
(a) Illegally on Licenced Premises during closing hours	9094	471	7948	114	561	7994
(b) Drunkenness, Simple	2112	148	1754	125	85	1796
(c) Drunkenness with aggravation	3758	328	2980	208	242	3126
(d) Offences by Licensed Persons (or their Servants) against closing Regulations	1666	456	1028	18	164	1012
(e) Other Offences by Licensed Persons (or their Servants)	284	38	192	7	47	187
(f) Supplying or selling drink to persons under 18 years	24	11	13	—	—	13
(g) Offences in connection with Registered Clubs	38	5	32	1	—	31
(h) Other Offences against Intoxicating Liquor Laws	453	74	334	13	32	312

Non-Indictable Offences—Proceedings and persons convicted in Year 1982

OFFENCES (1)	No. of Offences in which proceedings were taken (2)	Charges withdrawn or dismissed (3)	Number of convictions (4)	Charges proved and order made without conviction (5)	Adjourned sine die or otherwise disposed of (6)	No. of persons convicted or against whom charge was held proved or order made without conviction (7)
10. Labour Laws, Offences against	—	—	—	—	—	—
11. Malicious Damage to Animals, Fences, etc.,	2264	261	1664	143	196	1647
12. Police Regulations, Offences against						
(a) Dublin Metropolitan Police Acts	1606	149	1267	56	134	1253
(b) Summary Jurisdiction (Ireland) Act, 1851	423	44	326	29	24	334
13. Prostitution	399	19	371	—	9	360
14. Living on earnings of prostitute	1	—	1	—	—	1
15. Loitering with intent	23	2	21	—	—	13
16. Revenue Laws, Offence against	228	47	164	5	12	115
17. Stealing, Receiving or Possessing Stolen Property (not the subject of larceny at Common Law)	564	81	329	81	73	391
18. Street Trading Acts—Offences against	2295	62	2074	27	132	2101
19. Vagrancy Acts—Offences against						
(a) Begging	187	18	157	8	4	159
(b) Other Offences	655	90	467	65	33	434
20. Wireless Telegraphy Act, 1926—Offences against	167	12	146	7	2	153
21. Firearms Acts—Offences against	219	16	169	11	23	168
22. Explosives—Offences in relation to	—	—	—	—	—	—
23. Misuse of Drugs Act, 1977						
(a) Unlawful possession of controlled drugs; Section 3	1059	38	719	43	259	750
(b) Unlawful possession of controlled drugs with intent to supply; Section 15	275	31	99	4	141	98
(c) Importation of controlled drugs	48	6	30	—	12	30
(d) Cultivation of controlled drugs	44	5	28	—	11	26
(e) Allowing premises ect., to be used	19	2	5	2	10	6
(f) Possession of forged prescription	207	46	102	45	14	77
(g) Forging a prescription	21	—	10	—	11	9
(h) Attempts etc., and miscellaneous offences, Section 21	3	—	—	—	3	—
(i) Other offences	22	4	5	—	13	5
24. Offences under Juries Act, 1976	352	112	94	3	143	97
25. Other Offences	10508	1373	7499	892	744	7067
TOTALS	570803	175560	33025	35236	26982	321537

NON-INDICTABLE OFFENCES BY DIVISION - YEAR ENDED 31st. DECEMBER, 1982

Division	Total No. of offences in which proceedings were taken
Carlow/Kildare	13,722
Cavan/Monaghan	13,570
Cork East	43,435
Cork West	9,606
Clare	9,971
Donegal	13,637
DMA	325,315
Galway West	8,393
Kerry	12,213
Leix/Offaly	10,736
Limerick	16,918
Longford/Westmeath	11,929
Louth/Meath	19,335
Mayo	10,085
Roscommon/Galway East	8,666
Sligo/Leitrim	7,576
Tipperary	12,149
Waterford/Kilkenny	12,970
Wexford	10,577
TOTAL	570,803

The following table shows a breakdown of the principal offences for which proceedings were taken.

Type of offences	Number of offences in which proceedings were taken
Highway Acts (Road Traffic Acts, Road Transport Acts and Roads Act)	523,862
Intoxicating Liquor Laws	17,429
Assaults	6,788
School Attendance Act	124
Dog Acts	939
Malicious Damage	2,264
Street Trading Acts	2,295
Vagrancy Acts	842
Drug Offences	1,698
Dublin Metropolitan Police Acts	1,606
Prostitution	399
Other	12,557

CRIME PREVENTION

A full time Garda Crime Prevention Service was operational during the year in each Garda division, including the Dublin Metropolitan Area where a central office is situated at Osmond House, Dublin Castle. A crime prevention exhibition room at Dublin Castle displays the latest security devices/equipment and provides advice, by suitably qualified personnel, to the public on matters of a security nature.

During the year thousands of leaflets and pamphlets, relating to home security, vehicle security, cash-in-transit procedures and general security problems, were distributed to the public at exhibitions, lectures and talks.

Every opportunity was availed of to create the desired level of public interest in crime prevention by way of insertions in newspapers and trade magazines, together with coverage on radio and television programmes. The sound relationship which has existed for many years between crime prevention personnel and the media was well maintained and the help and co-operation received was much appreciated by the Force.

The weekly transmission of 'Garda Patrol' television programme continued on the one hand to prove a valuable medium of information leading to the detection of serious crime and on the other served as a platform on which the Gardai can advise the public of developments in crime and on the appropriate counter measures which may be taken.

The modern age has brought about many changes, mostly for our good, but, unfortunately, it has also heralded others, such as vandalism and crimes against the young and old which bring discredit and shame on our society. Whilst conceding that the Gardai are front line exponents of crime prevention, it must, nevertheless, be stressed that the victims/owners of property are invariably members of the public who can play an immeasurable part in the preventive exercises by removing temptation and practising common sense measures.

The Gardai are most appreciative of the part played by the public generally in helping to prevent crime and would like to take this opportunity, by way of appeal to those not so involved, to think of the contribution they could make to society by exercising simple civic consciousness in their every day affairs.

Crime Prevention Exhibitions Mounted in 1982

Exhibitions were mounted at the following important events:

R.D.S., Dublin	Holiday and Leisure Fair, 1982,
Limerick	Spring Fair 1982,
R.D.S., Dublin	Irish Motor Show, 1982,
R.D.S., Dublin	Brighter Homes Exhibition, 1982,
Tralee, Co. Kerry	Kingdom County Fair,
Mullingar, Co. Westmeath	Agricultural Show,
Dundrum, Co. Dublin	Community Show,
Burlington Hotel, Dublin	Security Exhibition,
R.D.S., Dublin	Horse Show,
Limerick	Horse and Agricultural Show,
Cabra, Dublin	Community Show,
R.D.S., Dublin	Security Exhibition.

JUVENILE LIAISON SCHEME

The Juvenile Liaison Scheme was established in 1963 in the Dublin Metropolitan Area. It now operates in each Garda Division, providing an alternative to prosecution to young offenders, subject to certain conditions. Their work includes the rehabilitation of young people in conflict with the law, guiding potential delinquents, and all aspects of youth work.

Juvenile Liaison Officers are specially selected and receive an initial four week training course to prepare them to deal with juveniles involved in criminal behaviour and on garda involvement with young people in general. They have an on-going commitment in youth activities and involvement with school children generally.

A fully qualified psychologist, who is a member of the Force, is now attached to the Community Relations Office, Garda Headquarters. He provides a psychological input in the Juvenile Liaison Scheme and lectures to the Force at training courses.

In the Dublin Metropolitan Area the Juvenile Liaison Officers have at their disposal the use of a personnel carrier on a part time basis. Maximum use is made of this allocation, young people at risk are taken on educational and recreational tours. The service is also used to transport youth participants to community games and sporting events.

Since the inception of the scheme in 1963, 18,448 offenders have been cautioned and supervised by the Gardai.

Particulars	DMA	All other Divisions	TOTAL
Juveniles admitted to the Scheme since its inception in 1963			
Boys	8,088	7,695	15,783
Girls	1,362	1,303	2,665
TOTALS	9,450	8,998	18,448
Recidivists	1,026	889	1,915
Cases closed, subject 17 years of age	4,200	3,554	7,754
Cases closed, supervision withdrawn after 2 years	3,219	2,231	5,450
Number of visits to homes of delinquents	133,282	124,492	257,774
Visits to Boys' Clubs	18,368	26,388	44,756
Lectures and Meetings	7,894	15,329	23,223

During 1982, 2,309 juveniles were admitted to the scheme (1,950 boys and 359 girls).

Particulars		DMA	All other Divisions	TOTAL
Juveniles admitted during 1982	Boys	689	1,261	1,950
	Girls	125	234	359
TOTALS		814	1,495	2,309
Recidivists		48	108	156
Cases closed, subject 17 years of age		263	313	576
Cases closed, supervision withdrawn after 2 years		294	407	701
Visits to delinquents' homes		7,290	15,385	22,675
Visits to Boys' Clubs		1,760	2,682	4,442
Lectures and Meetings		1,263	2,305	3,568

GARDA COMMUNITY RELATIONS

The garda community relations programmes are designed to foster and inculcate a better understanding of the role of the Gardai; to liaise with statutory and voluntary associations; to generate public interest and involvement in law and order issues; to seek to harmonise and regulate by instructive encouragement the attitudes of those who may be apathetic towards the Gardai in their policing role and to engender in the community a level of acceptance for law enforcement and for those whose duty it is to carry it out.

During the year community relations officers and juvenile liaison officers visited schools where they gave talks on "Young People and the Law" and related subjects; they attended meetings with statutory bodies and various voluntary organisations such as residents' associations and youth clubs. Those members were actively involved with various youth activities, organising social, cultural, educational and sporting events for the benefit of the youth population.

Lectures were given to adult groups on the garda role and the need for greater co-operation of the community in the solution and prevention of crime.

MISUSE OF DRUGS

During the year 1,593 persons were charged with offences under the Misuse of Drugs Act 1977, this compares with 1,256 in 1981 - an increase of 26.83%. There were 1,873 seizures of drugs were made in 1982 compared to 1204 in the previous year - an increase of 55.56%.

The most significant factor was the amount of heroin seized during the year, which increased from 170.134 grammes in 1981 to 1264.35 grammes in 1982 - an increase of 643%. The largest single seizure of heroin was 367.84 grammes seized in the Dublin area.

The drug investigation courses which began at Garda Headquarters in February 1982 were on-going throughout 1982. In the latter half of the year a number of courses of one week's duration have been held for inspectors and superintendents from every division.

The assistance provided by the customs service has been considerable and has resulted in significant seizures of drugs at the various points of entry to the State.

During 1982, talks and lectures relating to drug abuse, were conducted by members of the Gardai, for various groups and organisations on 1,039 occasions - this figure compares with 438 occasions in 1981 and 246 occasions in 1980. The public demand for these drug related talks/lectures continues to increase.

The following table shows the breakdown by age and sex of persons charged during 1982

Under 17 years		17 and under 21 years		21 and over	
M.	F.	M.	F.	M.	F.
35	5	403	40	1018	93

PARTICULARS OF DRUGS SEIZED 1982

TYPE OF DRUG	QUANTITY SEIZED
Cannabis	48.472kg.
Cannabis Resin	172.668kg.
Cannabis Plants	1356
Hash Oil	25.39g.
THC	180g.
Cocaine	409.07g.
Heroin	1264.35g.
Opium	13.47g.
Morphine	1526.72g. 145 amps, 17t.
Psilocybin	821.42g.
LSD	2445
Barbiturates	8259t.
Amphetamines	122.59g., 500t.
Synthetic Opiates	1808t.

amp. — ampules
 t. — tablet
 g. — gramme
 kg. — kilogramme
 mg. — milligramme
 m.l. — millilitre

DRUG OFFENCES -- PERSONS CHARGED 1982

DIVISIONS	No. of Persons Charged	Persons Charged		TYPE OF DRUG	No. of Persons Charged
		Nationality	Number		
Dublin Metropolitan Area	1025	Irish	1526	Cannabis Resin	724
Carlow/Kildare	5	British	32	Cannabis	313
Cavan/Monaghan	—	American	9	Hash Oil	12
Clare	43	German	5	Heroin	208
Cork East	176	French	4	Morphine	22
Cork West	48	Libyan	3	Opium	2
Donegal	8	Spanish	2	Barbiturates	11
Galway West	19	Nigerian	2	Synthetic Narcotics	76
Kerry	12	Australian	2	Cocaine	36
Leix/Offaly	5	Arab	1	THC.	21
Limerick	51	Moroccan	1	LSD.	15
Longford/Westmeath	14	Jamaican	1	Psilocin	18
Louth/Meath	103	Iraqi	1	Amphetamines	20
Mayo	13	Dutch	1		
Roscommon/Galway East	7	Swiss	1		
Sligo/Leitrim	17	Thai	1		
Tipperary	9	Cypriot	1		
Waterford/Kilkenny	19			Other Offences Under Misuse of Drugs Act 1977	
Wexford	19			Forged Prescriptions	19
				Importation of Drugs	18
				Cultivation of Cannabis Plants	52
				Allow Premises to be used for Drug Abuse	26
				Cultivating Opium	—
TOTALS	1593		1593	TOTAL	1593

CRIMES IN WHICH DRUGS AND POISONS WERE STOLEN BY TYPE OF PREMISES OR PLACE 1982.

	House/ Flat	Chemist Shop	Clinic	Shop/ Stall	Factory/ Store	School	Office	Hospital	Hotel	Railway Stn.	Car Park	Street/ Road	Other	TOTAL
Carlow/Kildare	3	5	1	1		1							2	13
Cavan/Monaghan		1			2									3
Cork East	1	7		2								5	4	19
Cork West		3												3
Clare		6		1										7
Donegal		2	1			1						1		5
DMA - Northern	3	13	4								1	8	3	32
North Central	1	8	2	2				1	2		1	17	3	37
South Central	3	11		2	1		1	2				15	4	39
Southern	8	26	3	1	1			2			2	4	1	48
Eastern	5	7	2	1				2	1	1	2	3	1	25
Galway West		3												3
Kerry	2	5												7
Leix/Offaly		1	1											2
Limerick		2	1	3	1			2				3		12
Longford/Westmeath		3											1	4
Louth/Meath	1	2	1	1	3									8
Mayo		3												3
Roscommon/Galway East		7		1										8
Sligo/Leitrim		6											4	10
Tipperary		4										2		6
Waterford/Kilkenny		1												1
Wexford		7	1									2		10
TOTALS	27	133	17	15	8	2	1	9	3	1	6	60	23	305

SUB-AQUA UNIT

The Garda Sub-Aqua Unit was established in 1966 to carry out searches for:

- (a) Bodies of victims of crime or drowning accidents.
- (b) Weapons used in the commission of crime or other evidence of crime deposited in water.

The Unit carried out 20 major operations during the year in connection with the investigation of crime.

Resulting from 30 underwater search operations the Unit recovered 26 bodies.

THE EMERGENCY 999 SERVICE

During the year 168,830 emergency 999 calls were received by the Garda. 141,582 calls at the Communications Centre, Dublin Castle; 13,758 at the Communications Room, Union Quay, Cork City; 4,380 calls at Eglinton St. Station, Galway City; 4,137 calls at the Communications Room, Henry St. Limerick; 1,535 calls at the Communications Room, Waterford; 518 calls at the Communications Room, Letterkenny; 2,904 calls at the Communications Room Dundalk and 16 calls at the Communications Room, Portlaoise.

STOLEN MOTOR VEHICLE INVESTIGATION UNIT

This Unit which operates for the whole country is based in Dublin Castle.

Close liaison is maintained with similar units in other countries and this co-operation has led to the recovery of many stolen vehicles. 1207 of these were recorded as stolen. 883 of the vehicles recorded as stolen were motor cars, motor vans and lorries, while 324 were motor cycles. 300 vehicles, bearing false registration plates were discovered by the unit during the year.

ROAD TRAFFIC

Throughout the year all members of the Force and especially the Traffic Corps achieved a high degree of enforcement of road traffic legislation. Particular attention was given to drunken driving and related offences. On the run up to Christmas Garda efforts were intensified in this regard and a joint Garda/Road Safety Association publicity campaign was undertaken, the apparent results of which were encouraging.

There were 469 fatal traffic accidents during the year resulting in the deaths of 515 people. These figures show a decrease of 57 in the numbers killed and 59 in the number of accidents compared to the figures for the previous year.

PUBLIC RELATIONS AND PRESS OFFICE

The use of the Press Office within the Force as an operational back-up service continued to increase and during the year, the Office was able to help in many major investigations. The extent of these demands emphasise the need for an efficient and responsive Press/Public Relations Department to enable positive and prompt action to be taken to ensure that relationships between the Gardai and the public are not damaged by unbalanced or ill informed reporting.

Press Office staff spend a considerable amount of time lecturing to members on internal courses including the Garda College at Templemore. The staff have also been actively engaged in providing lectures to students and career seminars and like events organised by teachers, career guidance counsellors and parents organisations.

Relations with the media have been good and I would like to record my appreciation for their cooperation in a number of sensitive Garda operations.

**TRAFFIC OFFENCES - DRINK AND DRIVING.1982
ANNUAL STATISTICS OF BLOOD TESTS
BLOOD/URINE TESTS, ARRESTS, ETC.**

1. BREATH TESTS

(a)	Total number of persons breath tested	12617
(b)	Breath test positive	8425
(c)	Breath test negative	4192
(d)	Breath test refused	396

2. BLOOD/URINE TESTS

(a)	Blood specimen given	6019
(b)	Urine specimen given	2780
(c)	Specimen refused	705

3. ARRESTS

(a)	For refusing breath tests (Sections 12 and 13 of the Road Traffic (Amendment) Act, 1978)	396
(b)	Arrest without breath test (Sections 49 and 50 R.T.A. 1961 as amended by Sections 10 and 11 Road Traffic (Amendment) Act, 1978)	1548

4. ANALYSES OF SPECIMENS

(a)	Under prescribed concentration	779
(b)	Over prescribed concentration	7601
(c)	Specimens still to be analysed at end of year	263
(d)	Insufficient or spoiled	156

Total Analyses

8799

**NON INDICTABLE OFFENCES (TRAFFIC) — 1982
— DRINK AND DRIVING —**

SEX AND AGE OF PERSONS CONVICTED

(1) Offence	(2) Persons Convicted	(3) 17 and under 21		(4) 21 and over	
		M.	F.	M.	F.
Driving or attempting to drive a M.P.V., while drunk or with a blood/urine/alcohol concentration above the prescribed limit.	5972	286	2	5505	179
Being in charge of a M.P.V., while drunk or with a blood/urine/alcohol concentration above the prescribed limit.	280	15	-	257	8
Refusing to provide or permit the taking of blood/urine specimen at Garda Station.	506	15	1	460	30
Refusing to provide a preliminary specimen of breath	299	9	-	269	21

FINE ON THE SPOT NOTICES ISSUED IN 1982

	Parking Violations	Non Display of Licence Disc
Gardai	133517	38859
Wardens	424232	55420
Total	557749	94279
Fines Paid	218317	19694
Court Proceedings	177598	22710
Notices Cancelled	70998	18291
Proceedings Pending	76379	32533
Spoiled Notices	14457	1051

ROAD TRAFFIC ACT 1961 (SECTION 103) OFFENCES REGULATIONS, 1976

Parking Violations — Fine on the Spot Notices Issued — 1982

	Carlow/ Kildare	Cavan/ Monaghan	Clare	Cork East	Cork West	Donegal	DMA	Galway West	Kerry	Leix/Offaly	Limerick	Longford/ Westmeath	Louth/Meath	Mayo	Roscommon/ Galway East	Sligo/Leitrim	Tipperary	Waterford/ Kilkenny	Wexford	TOTAL
Gardai	313	1228	213	70213	388	1886	38322	2315	4240	740	3567	2319	683	2296	1090	1175	942	853	734	133517
Wardens	-	-	-	-	-	-	420041	-	3641	-	-	550	-	-	-	-	-	-	-	424232
TOTALS	313	1228	213	70213	388	1886	458363	2315	7881	740	3567	2869	683	2296	1090	1175	942	853	734	557749
Fines Paid	212	808	62	27667	196	805	175332	980	4065	426	1791	1413	283	1120	711	802	675	510	459	218317
Court Proceedings	31	57	11	12869	26	4	162427	182	745	46	389	263	198	104	23	52	75	65	31	177598
Notices Cancelled	5	23	8	3878	6	381	64851	228	516	66	537	58	24	210	31	47	38	19	72	70998
Proceedings Pending	65	327	132	21057	156	693	46252	925	2547	185	850	1097	159	848	325	255	94	255	157	76379
Spoiled Notices	-	13	-	4742	4	3	9501	-	8	17	-	38	19	14	-	19	60	4	15	14457

APPENDIX A

OFFENCES RECORDED AND DETECTED 1973-1982

Year	Recorded	Detected
1973	38,022	18,094
1974	40,096	19,287
1975	48,387	21,011
1976	54,382	22,482
1977	62,946	24,439
1978	62,000	25,286
1979	64,057	26,370
1980	72,782	29,017
1981	89,400	32,754
1982	97,626	32,788

APPENDIX B

NON INDICTABLE OFFENCES — Proceedings and Persons convicted 1978-1982

Year	Proceedings	Persons Convicted
1978	346,248	225,319
1979	338,150	227,005
1980	402,812	274,400
1981	474,859	281,075
1982	570,803	321,537

